

# Fuseholders for Indicating Fuses GMT Type



CATALOG SYMBOL: HLS, HLT, PCT  
FUSEHOLDERS FOR GMT TYPE INDICATING FUSES  
ELECTRICAL RATING—60V DC, 125V AC  
UL RECOGNIZED (GUIDE # IZLT2, FILE E14853)  
15AMP (60V DC)

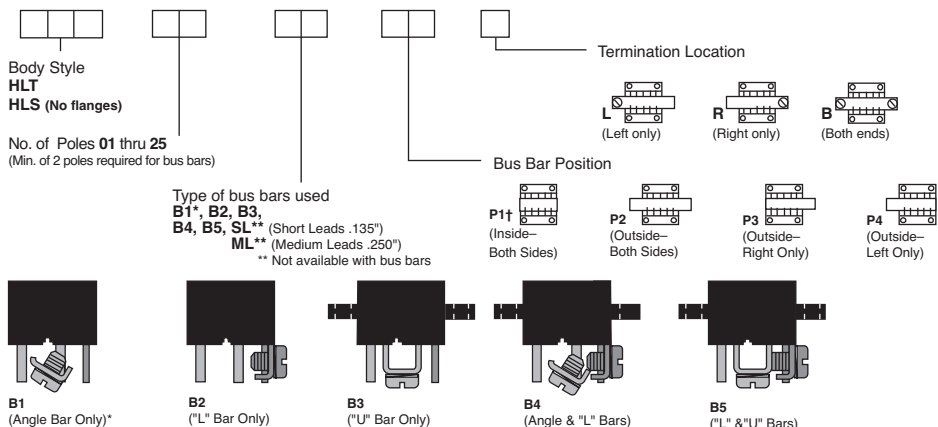
## Materials:

**Body:** Thermosplastic, UL 94V0 flammability rating

**Terminals:** Tin-plated bifurcated copper

For use with **GMT Type** Indicating Fuses

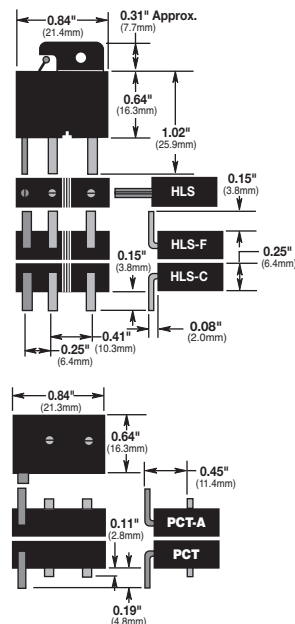
## Multiple Fuseholders with bus bars Ordering Information—Catalog No.



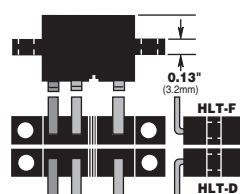
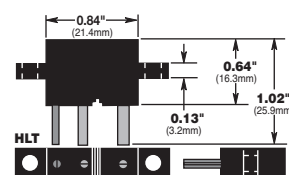
\* **Angle Bar** mounts on common or center terminals only.  
† Minimum of 4 Poles Required.  
\*\*SL Version is not available with bus bars.

## Dimensional Data

### Printed Circuit Board Application Shown With GMT Fuse Installed

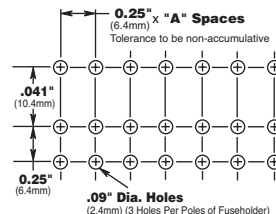
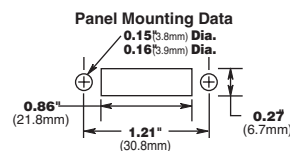


Note: Similar Body Dimensions  
of All Holders Are Identical.



Wire Wrap Terminal  
0.025" x 0.063"  
(0.64mm x 1.6mm)

— Fuse Terminal  
— Alarm Terminal



The only controlled copy of this BIF document is the electronic read-only version located on the Bussmann Network Drive. All other copies of this BIF document are by definition uncontrolled. This bulletin is intended to clearly present comprehensive product data and provide technical information that will help the end user with design applications. Bussmann reserves the right, without notice, to change design or construction of any products and to discontinue or limit distribution of any products. Bussmann also reserves the right to change or update, without notice, any technical information contained in this bulletin. Once a product has been selected, it should be tested by the user in all possible applications.